

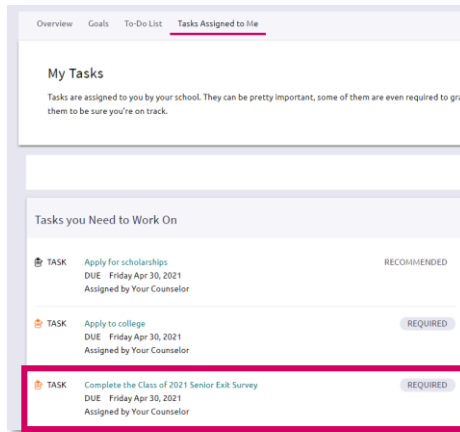
Seniors, the time is here, and graduation is around the corner! Before moving on to life after high school, we would like for you to complete the **Class of 2021 Senior Exit Survey**. Below you will find instructions on how to access and complete this survey.

Log into ClassLink. Click on the Naviance Student Icon.

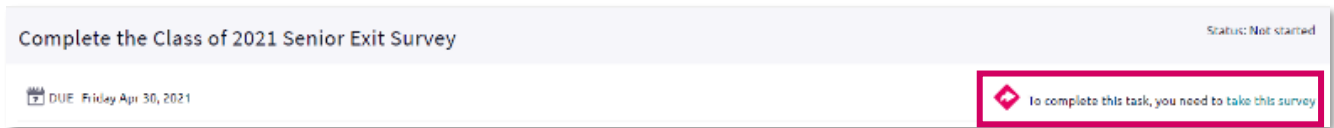
Once in Naviance- To get started, click the **My Planner** tab on the upper right-hand corner of your Naviance Student home page.



Next, click **Tasks** on the drop-down menu. On the left side, you will find **Tasks you Need to Work On**. Locate the **Complete Senior Exit Survey/Next Step** task and click it.



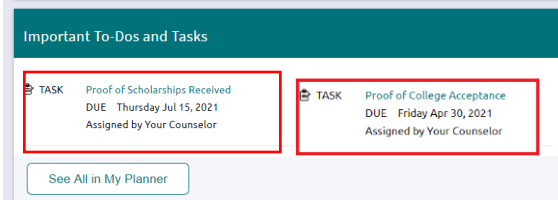
1. Find the pink box with the arrow in it. Click **take this survey** on the right side.



2. Read each question and enter/select the appropriate answer.
3. At the bottom of the page, click the **Save and Come Back** or **Save and Finish** button when you have answered all questions. After you submit answers (click the Save and Finish button), you will NOT be able to return to edit these answers.



4. After submitting please be reminded to upload proof of all college acceptances and awarded scholarships.



Note: You will not be able to return to survey after you Confirm Submission.